

# Georgia Institute of Technology Fiscal Year 2025 Operating Budget Summary

## Report Overview

This document summarizes Georgia Tech’s Fiscal 2025 operating budget. The figures in this document are based on the original budget as of July 1, 2024, which was the budget submitted and approved by the Board of Regents (BOR) of the University System of Georgia (USG). Excluded from this report are major capital projects and budgets of affiliate organizations such as the GT Foundation, GT Research Corporation, and GT Athletic Association.

Based on Generally Accepted Accounting Principles (GAAP), the Georgia Annual Appropriations Act, Georgia State Law, and BOR guidelines, Georgia Tech must separate its resources on a “fund accounting” basis. This dictates that certain revenues be segregated into separate funds for accountability purposes. Most of Georgia Tech’s core activities are budgeted in “Resident Instruction,” which includes not only instruction, but also, research, facilities, academic support, and student support functions. The six colleges and the interdisciplinary research institutes are budgeted in Resident Instruction (RI). In addition to RI there are separate funds for the following areas:


- Student activities –revenue from student fees
- Auxiliary services – funded by fees and other earmarked revenue from businesslike operations
- Georgia Tech Research Institute and Enterprise Innovation Institute (GTRI and EI2) – each with earmarked state funding and external sources. GTRI is Georgia Tech’s applied research arm, and EI2 its public service and economic development organization.

See *Appendix A* for expanded definitions of Georgia Tech’s major fund groups.

## Total Institute Revenues

Georgia Tech’s Fiscal 2025 revenue operating budget, excluding affiliate organizations and major capital projects, totals \$3.08 billion, summarized below and on the next page **by major unit**:

<b>Table 1</b>		
<b>Georgia Tech Revenue by Major Unit</b>		
<b>Fiscal 2024 and 2025 Original Budget (\$M)</b>		
<b>Revenue Source</b>	<b>Fiscal 2024</b>	<b>Fiscal 2025</b>
Resident Instruction (RI)	1,661.0	1,831.8
Georgia Tech Research Institute (GTRI)	849.8	1,000.7
Auxiliary Services	177.9	193.6
Enterprise Innovation Institute (EI2)	28.2	30.2
Student Activities	23.7	19.4
<b>Total Revenue Budget</b>	<b>2,740.6</b>	<b>3,075.5</b>



The major **source of revenue** for Georgia Tech is sponsored funding from grants and contracts (40%), followed by state appropriations, and tuition as summarized in *Table 2* and the accompanying chart. The Departmental Sales and Services (DSS) category represents revenue generated by departments for services provided to the public, corporations, and other Georgia Tech departments. DSS includes revenue from non-credit, professional education courses.

	Fiscal 2024		Fiscal 2025	
	Amount (\$M)	Percentage	Amount (\$M)	Percentage
Sponsored Operations	\$1,063.8	39%	\$1,230.8	40%
State Appropriations	\$505.9	18%	\$550.2	18%
Student Tuition	\$490.8	18%	\$536.6	17%
Overhead Recoveries - Grants & Contracts	\$369.5	13%	\$420.7	14%
Other Revenues	\$51.3	2%	\$61.2	2%
Departmental Sales and Services	\$57.6	2%	\$63.0	2%
Student Activities	\$23.7	1%	\$19.4	1%
Auxiliary Services	\$178.0	6%	\$193.6	6%
<b>Total Georgia Tech Revenue</b>	<b>\$2,740.6</b>	<b>100%</b>	<b>\$3,075.5</b>	<b>100%</b>

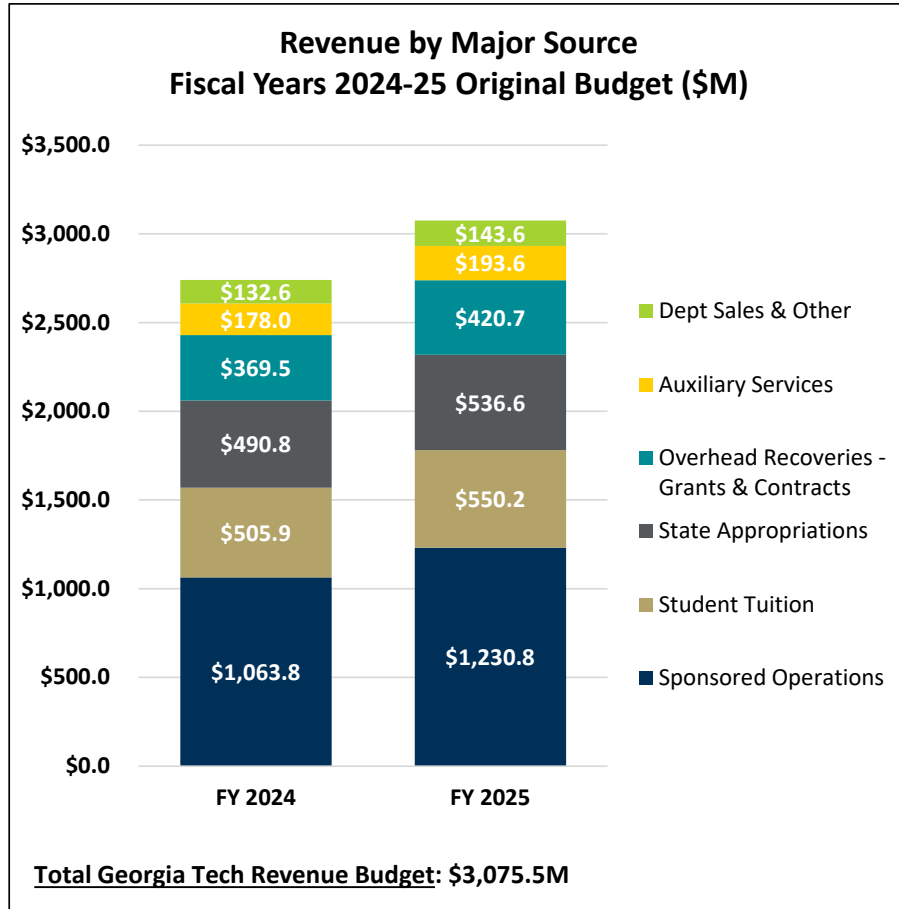


Table 3 below combines Tables 1 and 2, with major units in rows and funding sources in columns. The next section of this document focuses on the “Resident Instruction/General” total of \$1,211.8 million.

**Table 3**  
**Georgia Tech Revenue Budget Summary**  
**Original Budget Fiscal Year 2025**  
*(millions of dollars)*

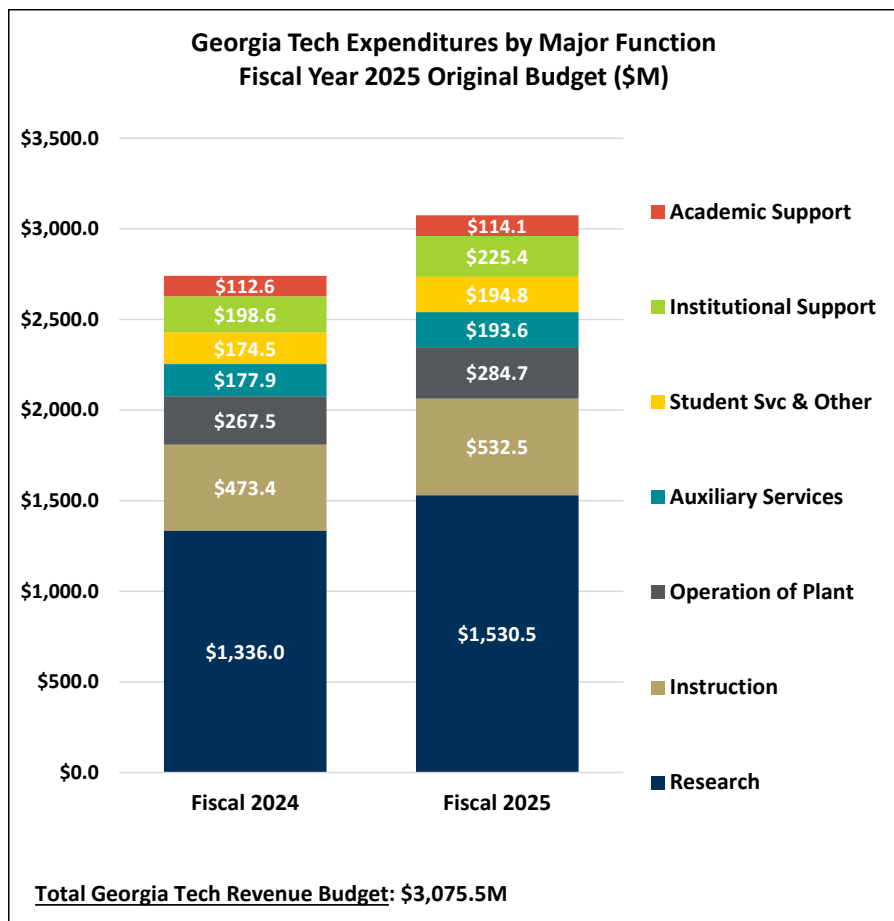
Major Program Area	State	Other General	Subtotal General	Dept Sales & Svc	Sponsored	Auxiliary & Stdnt Acts	Total
Resident Instruction	\$527.9	\$683.9	\$1,211.8	\$50.0	\$570.0		\$1,831.8
GT Research Institute (GTRI)	9.3	332.9	\$342.2	8.6	649.8		\$1,000.7
Enterprise Innov Institute	13.0	1.8	\$14.8	4.4	11.0		\$30.2
<b>Total Education &amp; General</b>	<b>\$550.2</b>	<b>\$1,018.5</b>	<b>\$1,568.7</b>	<b>\$63.0</b>	<b>\$1,230.8</b>	<b>\$0.0</b>	<b>\$2,862.6</b>
Auxiliary & Student Activities						213.0	213.0
<b>TOTAL BUDGET</b>	<b>\$550.2</b>	<b>\$1,018.5</b>	<b>\$1,568.7</b>	<b>\$63.0</b>	<b>\$1,230.8</b>	<b>\$213.0</b>	<b>\$3,075.5</b>

**NOTE:** See Table 6 for a breakdown of the Resident Instruction/General total of \$1,211.8 million. Appendix B contains more detail of Institute revenue and expenditures.

## Total Institute Expenditures

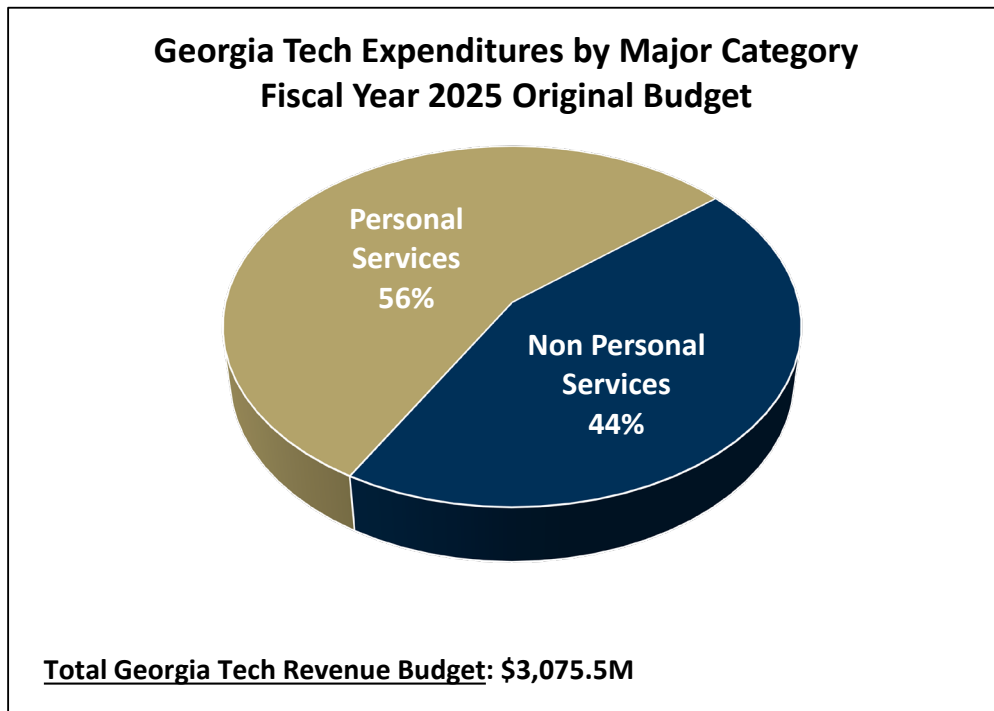
Georgia Tech’s expenditures are presented by the **functional categories** defined by the U.S. Department of Education’s Integrated Postsecondary Education Data System (IPEDS), shown in *Table 4* and the accompanying chart. The expenditure budget is also broken down by **object of expenditure category** shown in Table 5 and the accompanying chart:

	Fiscal 2024		Fiscal 2025	
<b>Academic Areas:</b>				
Research	\$ 1,336.0	49%	\$ 1,530.51	50%
Instruction	473.4	17%	532.5	17%
Public Service	44.1	2%	48.1	2%
Academic Support	112.6	4%	114.1	4%
Scholarships & Fellowships	63.0	2%	80.0	3%
Subtotal - Academic Areas	\$2,029.2	74%	\$2,305.2	75%
<b>Student and Campus Support Areas:</b>				
Student Services	67.4	2%	66.6	2%
Institutional Support	198.6	7%	225.4	7%
Operation of Plant	267.5	10%	284.7	9%
Auxiliary Services	177.9	6%	193.6	6%
Subtotal - Support Areas	\$711.4	26%	\$770.3	25%
<b>Total Expenditures</b>	<b>\$2,740.6</b>	<b>100%</b>	<b>\$3,075.5</b>	<b>100%</b>



The expenditure budget is also broken down by **object of expenditure category** shown in Table 5 and the accompanying chart:

<b>Table 5</b>				
<b>Georgia Tech Expenditures by Major Expenditure Category</b>				
<b>Fiscal 2024 and 2025 Original Budget (\$M)</b>				
	<b>Fiscal 2024</b>		<b>Fiscal 2025</b>	
Personal Services	\$1,518.0	55%	\$1,712.6	56%
Non Personal Services	\$1,222.5	45%	\$1,363.0	44%
<b>Total Expenditures</b>	<b>\$2,740.6</b>	<b>100%</b>	<b>\$3,075.5</b>	<b>100%</b>




---

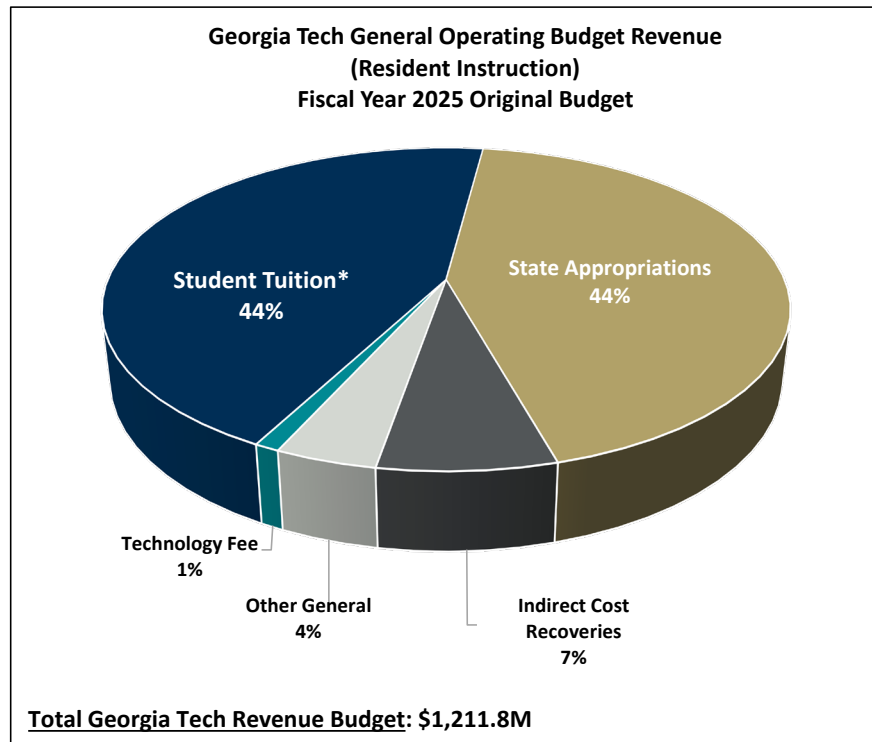
## General Operating Budget Summary

### General Operating Revenue

As explained on the first page, the state-designated term “Resident Instruction” applies to Georgia Tech’s core operations excluding GTRI, EI2, Auxiliary Enterprises, and Student Activities. *The General Operating Budget is comprised of the portion of Resident Instruction not funded through sponsored and departmental sales (earned) funding.* The General Operating budget includes all colleges, interdisciplinary research organizations, facilities operations and maintenance, student support, and administrative support functions. The President has extensive discretion in allocating these funds, subject to state limitations, and this \$1,211.8M portion of the budget is the major focus of internal Institute budget planning. The General Operating Budget revenues and expenditures are summarized below in *Tables 6 and 7* and the accompanying charts. As shown, 88% of this portion of Georgia Tech’s budget is funded by student tuition and state appropriations.

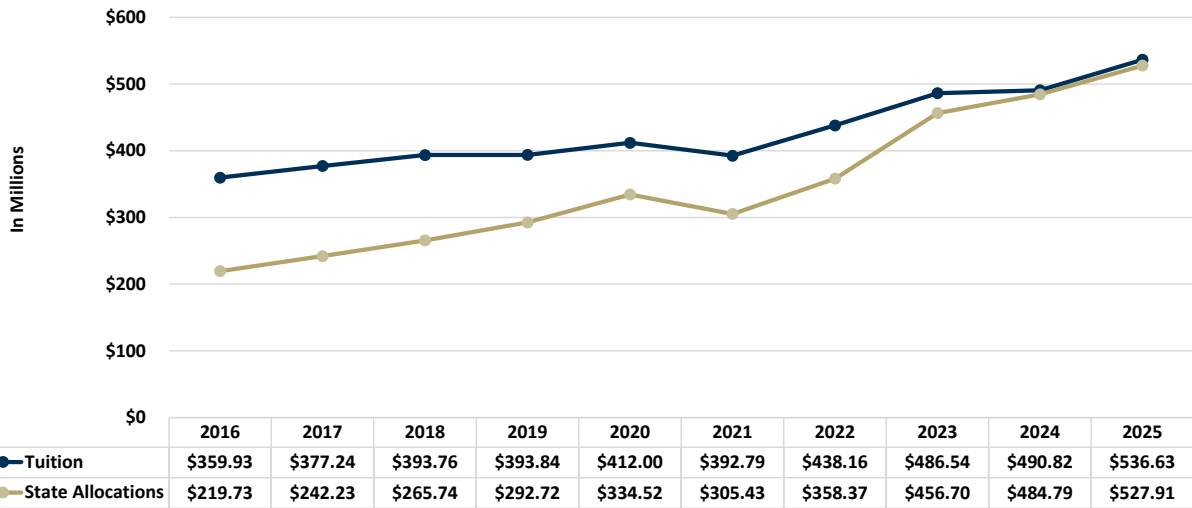
<b>Table 6</b> <b>Georgia Institute of Technology</b> <b>General Operating Budget (Resident Instruction)</b> <b>Fiscal 2025 Revenue Summary (\$M)</b>		
	<b>FY25 Original Budget(\$M)</b>	<b>% Distrib</b>
Student Tuition*	\$536.6	44%
State Appropriations	527.9	44%
Indirect Cost Recoveries	86.0	7%
Other General	49.1	4%
Technology Fee	12.1	1%
<b>Total General Operating Budget Revenue</b>	<b>\$1,211.8</b>	<b>100%</b>

*\* Includes tuition paid by sponsors (\$36.5M), online masters (\$44.7M) and distance education tuition (\$9M). "General tuition" excluding these categories = \$446.4M, or 37% of general operating budget.*



The portion of the General Operating budget funded by tuition in comparison to state funding has shifted greatly over the past ten years. The state funding exceeded tuition until Fiscal 2011, when the lines met for the first time, following three years of state budget reductions.

**Georgia Institute of Technology  
Tuition and State Funding Comparison  
FY 2016 - FY 2025 (\$M)**

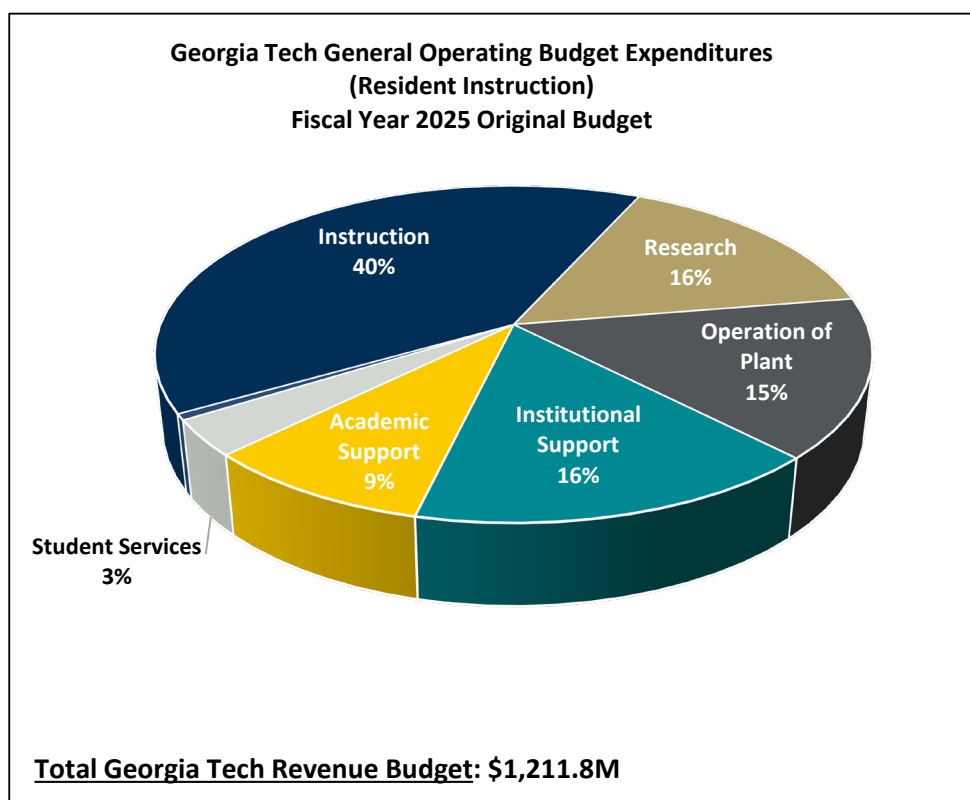


**Note:** State funding Resident Instruction/General Operations only

General Operating Expenditures

For the general operating budget, the principal expenditure category is instruction, following by research and plant operations. The plant operations funding supports all other functions, with the research program requiring high levels of square footage and utility costs. The plant operations program also includes the Institute’s lease costs supporting largely the instruction and research functions. Nearly all of the instructional portion of the General Operating budget is held by the six colleges, while research activities are split between the colleges and the interdisciplinary research institutes.

<b>Table 7 Georgia Institute of Technology General Operating Budget (Resident Instruction) Fiscal 2025 Expenditure Summary (\$M)</b>		
	<b>FY25 Original Budget (\$M)</b>	<b>% of Total</b>
Instruction	\$485.8	40%
Research	189.7	16%
Operation of Plant	185.2	15%
Institutional Support	194.2	16%
Academic Support	108.1	9%
Student Services	41.8	3%
Public Service	7.1	1%
<b>Total General Operating Budget Expenditures</b>	<b>\$1,211.8</b>	<b>100%</b>



## How Georgia Tech's Annual Funding Is Determined

Georgia Tech's funding is heavily determined by the State of Georgia's and the University System of Georgia's funding processes, as outlined in this section.

State Allocations: Most state funding for higher education appropriated by the General Assembly to the University System of Georgia (USG) is based on a funding formula principally determined by student enrollment. The enrollment figures are categorized as follows:

- Level of students – lower level (freshmen/sophomores), upper level (juniors/seniors), and graduate
- Students' course of study as assigned to "groups," designed to reflect the assumed cost of educating students (class size, labs required, etc.).

Each January the Governor submits a proposed budget to the Legislature, which includes formula and other funding for the USG. The Governor may or may not recommend full funding of the formula, and the General Assembly considers his recommendations as it reviews the state budget proposal.

The General Assembly approves state funding via the Annual Appropriations Act. These funds are principally intended to cover a portion of state institutions' instructional costs for Georgia residents, with the balance coming from tuition and other sources. The Legislature approves funding for the entire USG, and the BOR then allocates funding to individual institutions. As part of the formula funding, the Legislature may approve appropriations for pay raises and increased fringe benefit costs, such as employee health insurance and retirement.



After the Legislature approves funding for the system via the Annual Appropriations Act, the Governor may veto individual line items, which are subject to override by the General Assembly. Following completion of the final Appropriations Act the Board of Regents (BOR) approves the allocations to individual USG schools.

Tuition and Fees: Following the General Assembly's approval of the state budget, the BOR approves tuition and fee levels for Georgia Tech and other institutions by student classification – graduate, undergraduate, resident, and non-resident. In FY2025 the BOR approved tuition rate increases. At the same time the BOR determines institutions' mandatory fee levels based on recommendations from institutions' presidents. The President receives recommendations from the [Mandatory Student Fee Advisory Committee](#), comprised of eight students and four faculty/staff.

The President approves the elective fees, which are paid by students on the basis of their optional utilization of services and facilities. These fees are then reported to the BOR for posting on their [website](#). The BOR approves housing and dining fees and selected other non-mandatory fees, but the president approves most elective student fees including parking, laboratory, application, and other miscellaneous fees.

Other Revenue Generated by Georgia Tech: The balance of Georgia Tech's budget is generated from its own sources, including indirect cost ("overhead") revenue from grants and contracts. Various laws and regulations govern these revenue sources.

**Georgia Tech’s Major Fund Groups**

- **Resident Instruction (RI)** is a designation established by the State of Georgia that includes Georgia Tech’s colleges, interdisciplinary research centers, student support services, facilities operations and maintenance, and major administrative functions.
- **Georgia Tech Research Institute (GTRI)** is the applied research and development arm of Georgia Tech. (<http://www.gtri.gatech.edu/>)
- **Enterprise Innovation Institute (EI2)** is Georgia Tech’s economic development operation that “helps enterprises improve their competitiveness through the application of science, technology and innovation.” (<http://www.innovate.gatech.edu/>)
- **Student Activities** functions include the Campus Recreation Center (CRC), the Student Center (SC), and student organizations. The student organizations include the Student Government Association, campus radio station, student newspaper, and clubs. These functions are principally funded through mandatory student fees and earned revenues such as fees paid by faculty and staff for use of the CRC and space rentals by the CRC and the Student Center.
- **Auxiliary Services** are Georgia Tech’s business-like operations that cover operating costs through student and other fees. Included are Dining, Housing, Parking, Transportation, Health Services, the Buzz Card Center, retail operations, and Campus Services. (<https://campusservices.gatech.edu/>)

**Appendix B**  
**Revenue Recap**

**Georgia Institute of Technology**  
**FY 2025 Proposed Budget**  
**Total Institute Revenue**

	State Appropriation	Indirect Cost Recoveries	Student Tuition	Other General	Technology Fee	<b>Sub-Total (Gen Oper)</b>	Dept Sales & Services	Sponsored Operations	Student Activities	<b>Total Budget</b>
<b>Revenue</b>										
Resident Instruction	527,910,357	86,000,000	536,627,000	49,125,000	12,100,000	<b>1,211,762,357</b>	50,000,000	570,000,000		<b>1,831,762,357</b>
Georgia Tech Research Institute	9,300,038	332,922,562				<b>342,222,600</b>	8,599,335	649,831,919		<b>1,000,653,854</b>
Enterprise Innovation Institute	13,005,598	1,750,000				<b>14,755,598</b>	4,400,000	11,000,000		<b>30,155,598</b>
Total Education & General	550,215,993	420,672,562	536,627,000	49,125,000	12,100,000	<b>1,568,740,555</b>	62,999,335	1,230,831,919		<b>2,862,571,809</b>
Auxiliary Enterprises							193,613,596			<b>193,613,596</b>
Student Activities									19,358,505	<b>19,358,505</b>
<b>Total Revenue</b>	<b>550,215,993</b>	<b>420,672,562</b>	<b>536,627,000</b>	<b>49,125,000</b>	<b>12,100,000</b>	<b>1,568,740,555</b>	<b>256,612,931</b>	<b>1,230,831,919</b>	<b>19,358,505</b>	<b>3,075,543,910</b>

**NOTES:**

- This schedule provides a recap of Georgia Tech’s entire Original Budget, excluding affiliate organizations such as the GT Foundation, the GT Alumni Association, and the GT Athletic Association.
- The major organizational units, which are segregated on GT’s books as “funds,” are shown across the rows, and the funding sources in the columns.
- The General Operations subtotals for the fund groups reflect the discretionary funding available to the Institute.
- The earmarked funding sources – Departmental Sales and Services, Sponsored Operations (grants and contracts), and Student Activities and Auxiliary – are all earmarked for specific uses.

**Appendix B**

**Expenditure Recap**

**Georgia Institute of Technology  
FY 2025 Proposed Budget  
Total Institute Expenditures**

	State Appropriation	Indirect Cost Recoveries	Student Tuition	Other General	Technology Fee	Sub-Total (Gen Oper)	Dept Sales & Services	Sponsored Operations	Other (StdAct/Aux)	Total Budget
<b>Expenditures</b>										
Resident Instruction	527,910,357	86,000,000	536,627,000	49,125,000	12,100,000	<b>1,211,762,357</b>	50,000,000	570,000,000		<b>1,831,762,357</b>
Georgia Tech Research Institute	9,300,038	332,922,562				<b>342,222,600</b>	8,599,335	649,831,919		<b>1,000,653,854</b>
Enterprise Innovation Institute	13,005,598	1,750,000				<b>14,755,598</b>	4,400,000	11,000,000		<b>30,155,598</b>
Total Education & General	550,215,993	420,672,562	536,627,000	49,125,000	12,100,000	<b>1,568,740,555</b>	62,999,335	1,230,831,919		<b>2,862,571,809</b>
Auxiliary Enterprises							193,613,596			<b>193,613,596</b>
Student Activities									19,358,505	<b>19,358,505</b>
<b>Total Expenditures</b>	<b>550,215,993</b>	<b>420,672,562</b>	<b>536,627,000</b>	<b>49,125,000</b>	<b>12,100,000</b>	<b>1,568,740,555</b>	<b>256,612,931</b>	<b>1,230,831,919</b>	<b>19,358,505</b>	<b>3,075,543,910</b>